

# MS FRIDTJOF NANSEN

- Expedition Team

■ Stylish Scandinavian interiors with elegant furnishings and comfortable cabins

■ 3 different restaurants
- Science Center

■ Explorer lounge & bar

■ Outdoor infinity pool and 2 hot tubs

■ Wellness area, gym, sauna

**SHIP YARD:** Kleven Verft (N)  
**FLAG:** Norway  
**YEAR OF CONSTRUCTION:** 2020  
**GROSS TONNAGE:** 20,889 t  
**CABINS:** 265

**OVERALL LENGTH:** 140 m  
**BEAM:** 23.6 m  
**ICE CLASS:** PC-6  
**SERVICE SPEED:** 15 knots



1.



3.



2.



4.

- 1 Aune restaurant
- 2 Outdoor infinity pool
- 3 Explorer lounge & bar
- 4 Science Center

	CATEGORY		DECK	SIZE (m²)	DESCRIPTION
EXPEDITON SUITES	MA	XL suite	9	46-48	Extra large corner suite with private balcony. Ship's most spacious cabins with large windows, flexible sleeping arrangements, sofabed, TV, minibar, amenity kit, bathrobe, kettle, tea and coffee, espresso maker.
	MB	XL suite	5	44	Extra large corner suite without balcony. Aft corner suite with sofabed, flexible sleeping arrangements, large windows, TV, minibar, amenity kit, bathrobe, kettle, tea and coffee, espresso maker.
	MC	Corner suite	7, 8, 9	20-30	Aft corner suite with private balcony and hot tub. Various sizes, large windows, flexible sleeping arrangements, some with sofa, TV, minibar, amenity kit, bathrobe, kettle, tea and coffee, espresso maker.
	MD	L suite	7	35	Large corner suite with private balcony, flexible sleeping arrangements, sofabed, TV, minibar, amenity kit, bathrobe, kettle, espresso maker. Adapted for guests with wheelchairs.
	ME	Suite	8, 9	22-28	Suites with private balcony, different sizes, top-high decks, flexible sleeping arrangements, some with sofabed, TV, minibar, amenity kit, bathrobe, kettle, tea and coffee, espresso maker.
	MF	Suite	7	22	Corner cabin with large windows without balcony. Flexible sleeping arrangements, TV, minibar, amenity kit, bathrobe, kettle, tea and coffee, espresso maker.
ARCTIC SUPERIOR	XT	Outside cabin	7, 8	18	High deck cabins with balcony. Spacious cabins, different sizes, double bed or flexible sleeping arrangements, some with sofabed, TV, amenity kit, kettle, tea and coffee.
	XTJ	Outside cabin	7, 8	18	High deck cabins with balcony. Spacious cabins, different sizes, double bed or flexible sleeping arrangements, some with sofabed, TV, amenity kit, kettle, tea and coffee. Partly obstructed view.
	XTD	Outside cabin	7, 8	15-19	High deck cabins with balcony. Spacious cabins, different sizes, double bed, some with sofabed, TV, amenity kit, kettle, tea and coffee.
	XY	Outside cabin	7	19	Accessible cabin with balcony. High deck, wide balcony, double bed, TV, amenity kit, kettle, tea and coffee.
	TT	Outside cabin	4, 5	27	Large cabins without balcony. Middle decks, flexible sleeping arrangements, sofabed, TV, amenity kit, kettle, tea and coffee.
	TY	Outside cabin	5	24-26	Large accessible cabins without balcony. Middle decks, flexible sleeping arrangements, TV, amenity kit, kettle, tea and coffee.
POLAR OUTSIDE	RR	Outside cabin	4, 5	19-23	Larger cabins on middle decks. Most 20 square metres, flexible sleeping arrangements, some with sofabed, TV.
	RS	Outside cabin	4, 5	17	Cabins on middle decks. Double bed, TV.

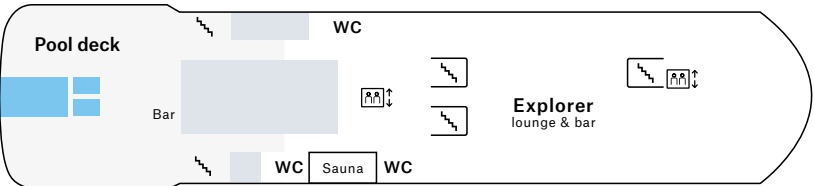
Cabins MD-701, XY-719, XY-726, TY-533 and TY-540 are adapted for guests with disabilities. These cabins may also be available for general booking.  
Please note: cabins with flexible sleeping arrangements have double beds as standard. To order twin beds, you must notify Hurtigruten at time of booking.  
Subject to change.

## DECK

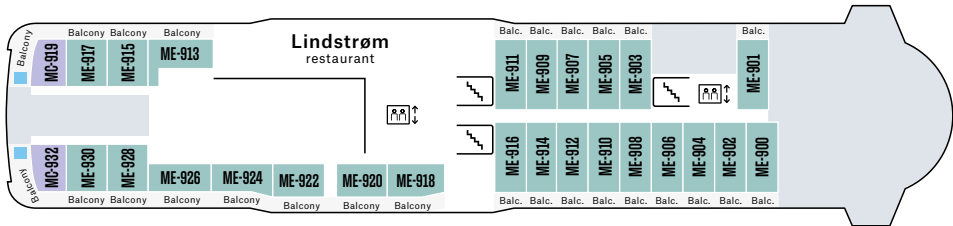
11



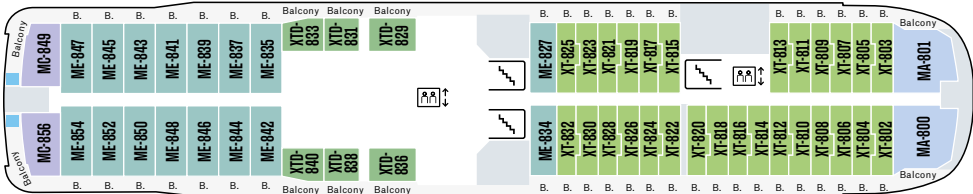
10



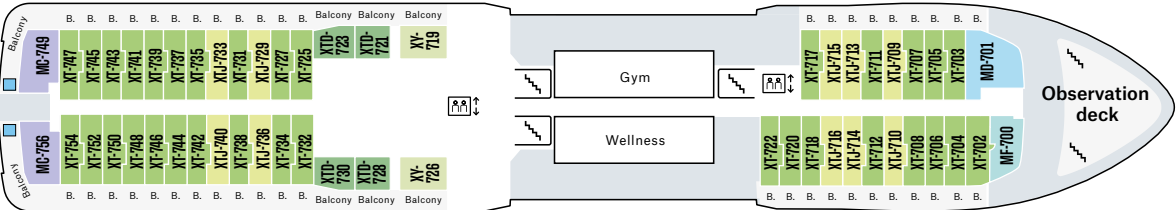
9



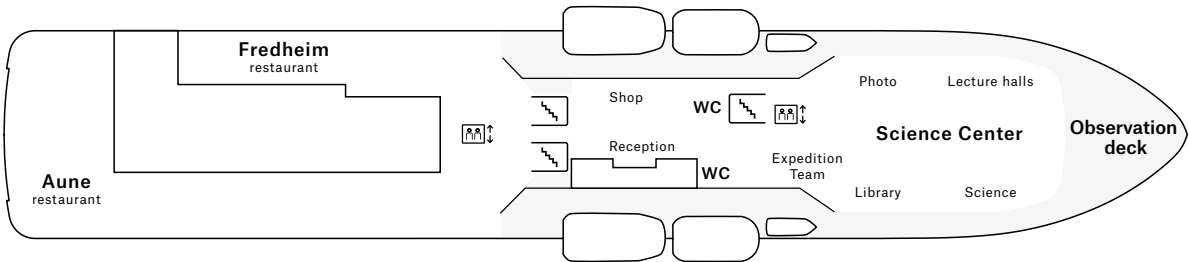
8



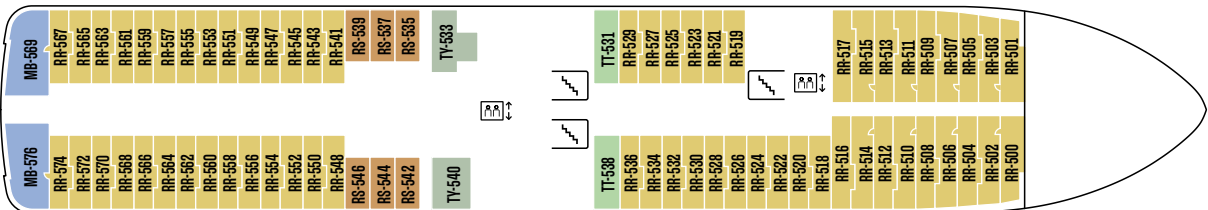
7



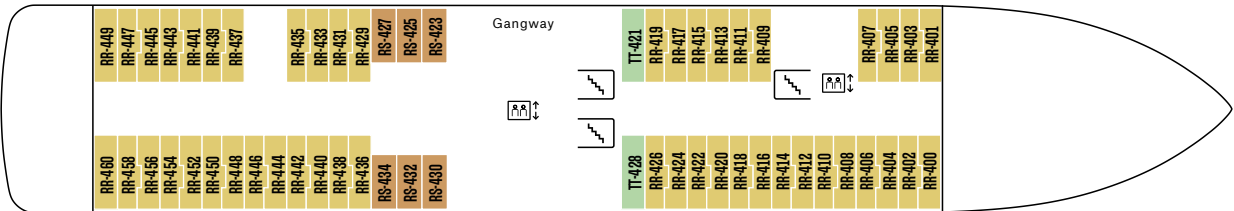
6



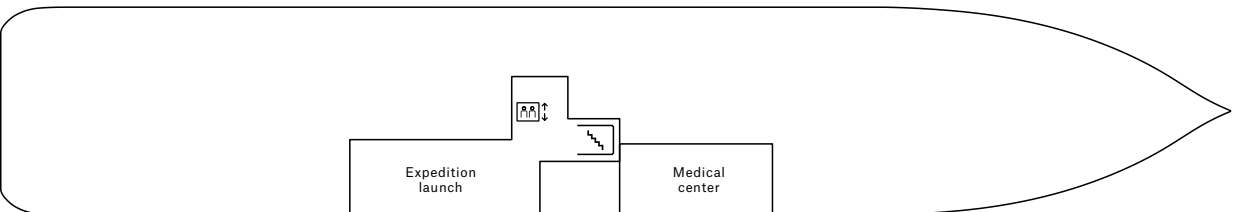
5



4



3



Indoor area Outdoor area