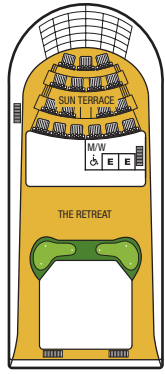
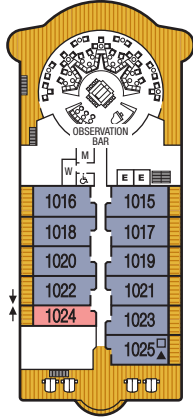


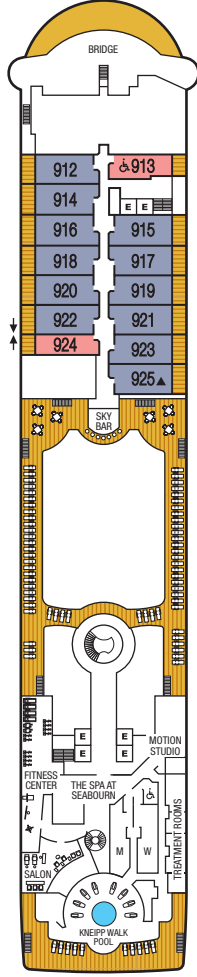
# Seabourn Odyssey Seabourn Sojourn Seabourn Quest



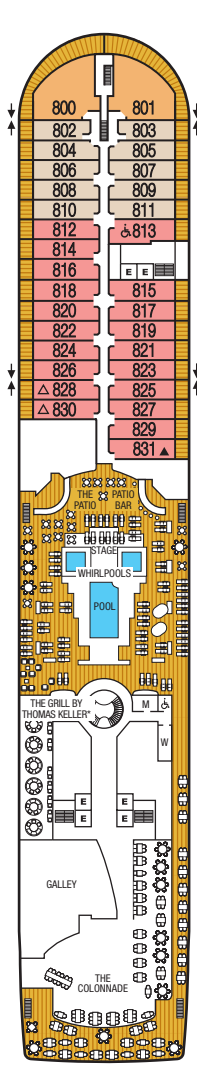
DECK 11



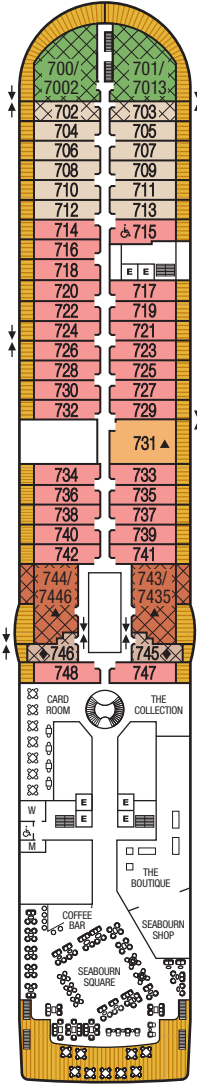
DECK 10



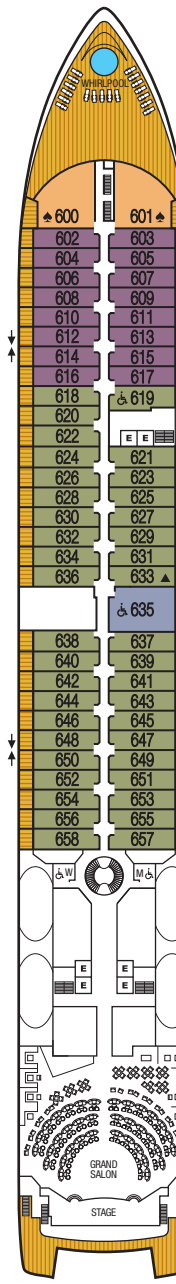
DECK 9



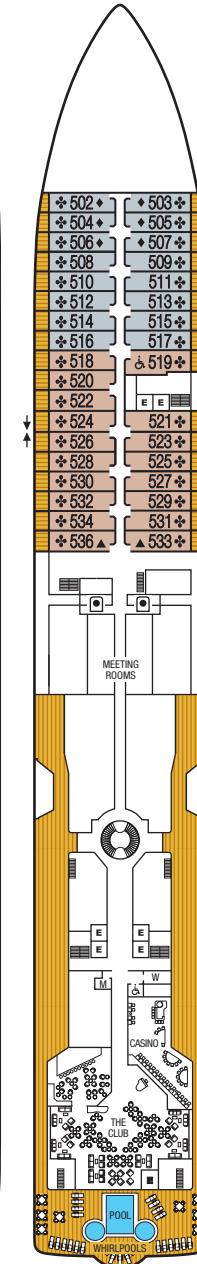
DECK 8



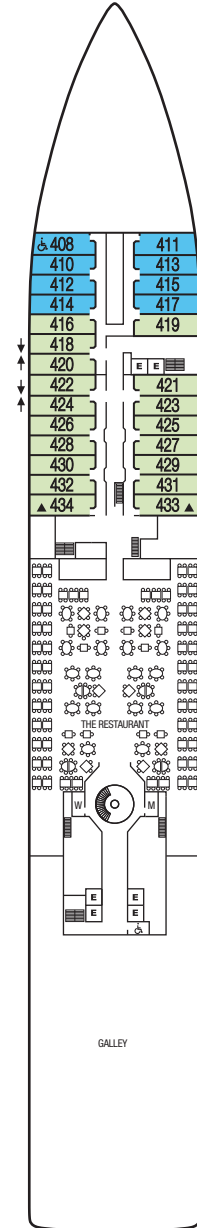
DECK 7



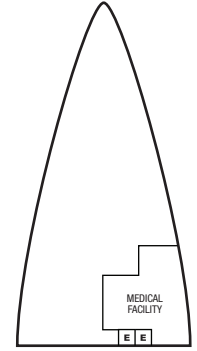
DECK 6



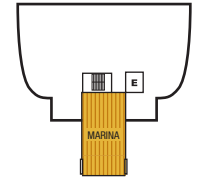
DECK 5



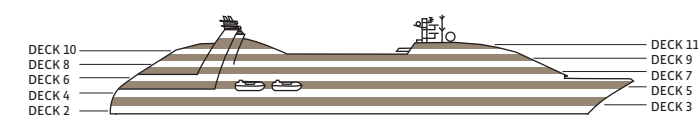
DECK 4



DECK 3



DECK 2



- ♿ **WHEELCHAIR ACCESSIBLE SUITES**  
Suites 408, 519, 619, 635, 715, 813 & 913 are wheelchair accessible—roll-in shower only, wheelchair-accessible doorways. Suite 635 also has a tub.
- ↕ **CONNECTING SUITES**  
When combining the following suites, their suite numbers change as follows:  
Suites 744 and 746 become Grand Wintergarden Suite 7446; suites 743 and 745 become Grand Wintergarden Suite 7435; suites 700 and 702 become Grand Signature Suite 7002; suites 701 and 703 become Grand Signature Suite 7013.

- ▲ **THIRD GUEST CAPACITY SUITE**
- E **ELEVATOR**
- ☑ **SELF SERVICE LAUNDERETTE**
- ◆ **SUITES 502-507 AND 745-746 HAVE SMALLER VERANDAS**
- **SUITE 1025 HAS A PARTIALLY OBSTRUCTED VERANDA VIEW**
- ❖ **THE VERANDA RAILINGS IN CATEGORIES V1 AND V2 ARE PART METAL AND PART GLASS FROM FLOOR TO TEAK RAIL**

\*The Grill by Thomas Keller will be available on the Seabourn Sojourn in December 2017.  
Deck plan shown is for illustration purposes. Seabourn reserves the right to make amendments and changes. Effective 5/24/17.

**SUITE CATEGORIES**

GR	WG	SS	OW	PS	PH	V6
V5	V4	V3	V2	V1	A1	A