

MS ZAANDAM

DECK PLANS & STATEROOMS

The deck plans are color-coded by category of stateroom, and the category letter precedes the stateroom number in each room. All staterooms are equipped with DVD player, flat-panel television, telephone and multichannel music.

Important Note: Not all staterooms within each category have the same furniture configuration and/or facilities. Appropriate symbols within the rooms on the deck plans describe differences from the stateroom descriptions below.

All information is subject to change.

STATEROOM SYMBOL LEGEND

- * Shower only
- Bathtub & shower
- ▲ 2 lower beds or converts to 1 queen-size
- Triple (2 lower beds, 1 sofa bed)
- Quad (2 lower beds, 1 sofa bed, 1 upper)
- △ Partial sea view
- ☆ 2 lower beds not convertible to a queen-size
- × Fully obstructed view
- + Connecting rooms
- ◇ These staterooms have portholes instead of windows
- ♿ Suite SA7034 is wheelchair accessible with bathtub & shower. Suites B7088, B7087, B6228 & B6225 and staterooms DA6104, EE3396, EE3391, HH3431, HH3430, EE3429, E2702, L2700, J2555, J2554, G2500, FF1964, FF1955, G1807, G1806, G1805 & G1804 are wheelchair accessible, shower only.

OCEAN-VIEW STATEROOMS

D **E** **EE** **F** **FF**

Large: 2 lower beds convertible to 1 queen-size bed, bathtub & shower.
Approximately 140–319 sq. ft.

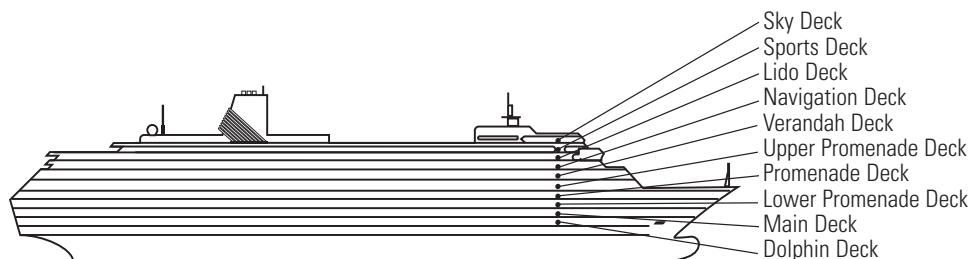
G

Large: 2 lower beds convertible to 1 queen-size bed, bathtub & shower. All G-category staterooms have portholes.
Approximately 140–319 sq. ft.

INTERIOR STATEROOMS

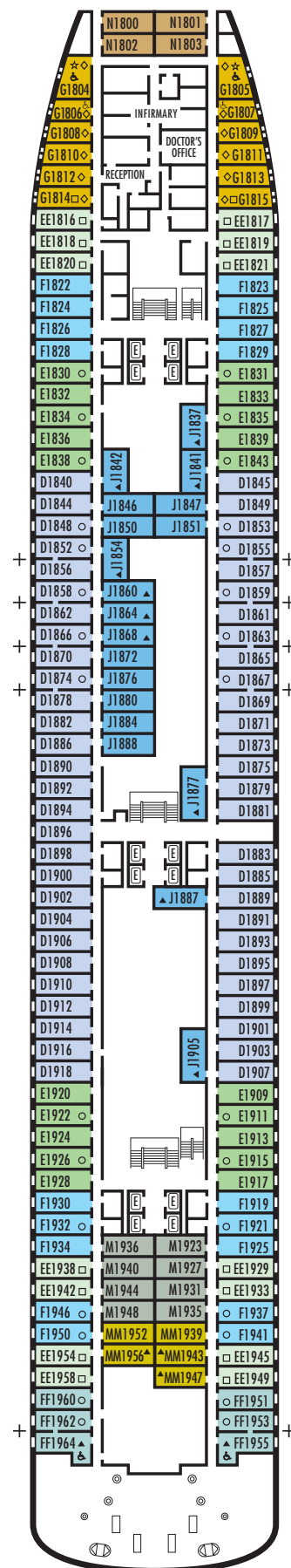
J **M** **MM** **N**

Large: 2 lower beds convertible to 1 queen-size bed, 1 sofa bed, shower.
Approximately 182–293 sq. ft.



DECK 1—DOLPHIN DECK

Staterooms 1800–1964



MS ZAANDAM

DECK PLANS & STATEROOMS

The deck plans are color-coded by category of stateroom, and the category letter precedes the stateroom number in each room. All staterooms are equipped with DVD player, flat-panel television, telephone and multichannel music.

Important Note: Not all staterooms within each category have the same furniture configuration and/or facilities. Appropriate symbols within the rooms on the deck plans describe differences from the stateroom descriptions below.

All information is subject to change.

STATEROOM SYMBOL LEGEND

- * Shower only
- Bathtub & shower
- ▲ 2 lower beds or converts to 1 queen-size
- Triple (2 lower beds, 1 sofa bed)
- Quad (2 lower beds, 1 sofa bed, 1 upper)
- △ Partial sea view
- ☆ 2 lower beds not convertible to a queen-size
- × Fully obstructed view
- + Connecting rooms
- ◇ These staterooms have portholes instead of windows
- ♿ Suite SA7034 is wheelchair accessible with bathtub & shower. Suites B7088, B7087, B6228 & B6225 and staterooms DA6104, EE3396, EE3391, HH3431, HH3430, EE3429, E2702, L2700, J2555, J2554, G2500, FF1964, FF1955, G1807, G1806, G1805 & G1804 are wheelchair accessible, shower only.

OCEAN-VIEW STATEROOMS

C **DA** **DD** **E**

Large: 2 lower beds convertible to 1 queen-size bed, bathtub & shower.
Approximately 140–319 sq. ft.

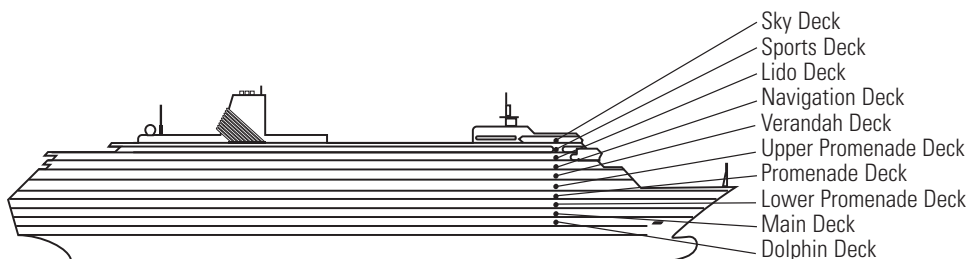
G

Large: 2 lower beds convertible to 1 queen-size bed, bathtub & shower. All G-category staterooms have portholes.
Approximately 140–319 sq. ft.

INTERIOR STATEROOMS

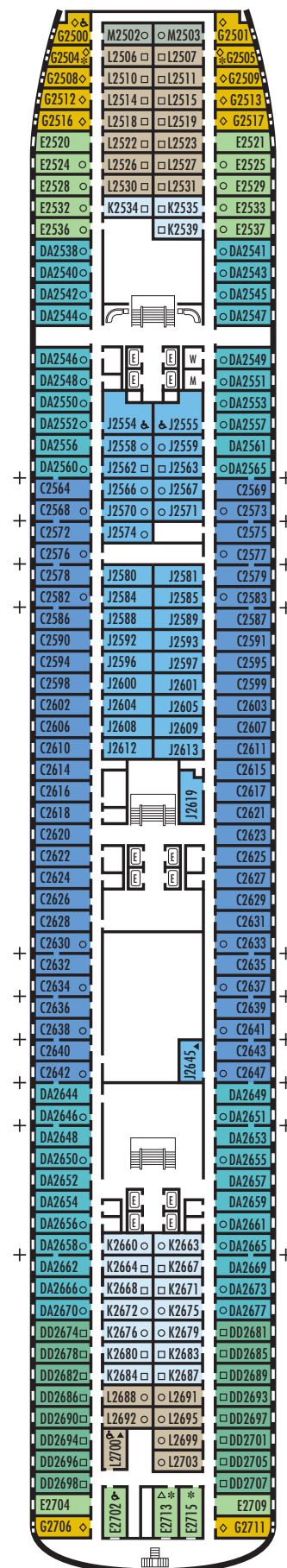
J **K** **L** **M**

Large: 2 lower beds convertible to 1 queen-size bed, shower.
Approximately 182–293 sq. ft.



DECK 2—MAIN DECK

Staterooms 2500–2715



MS ZAANDAM

DECK PLANS & STATEROOMS

The deck plans are color-coded by category of stateroom, and the category letter precedes the stateroom number in each room. All staterooms are equipped with DVD player, flat-panel television, telephone and multichannel music.

Important Note: Not all staterooms within each category have the same furniture configuration and/or facilities. Appropriate symbols within the rooms on the deck plans describe differences from the stateroom descriptions below.

All information is subject to change.

STATEROOM SYMBOL LEGEND

- * Shower only
- Bathtub & shower
- ▲ 2 lower beds or converts to 1 queen-size
- Triple (2 lower beds, 1 sofa bed)
- Quad (2 lower beds, 1 sofa bed, 1 upper)
- △ Partial sea view
- ☆ 2 lower beds not convertible to a queen-size
- × Fully obstructed view
- + Connecting rooms
- ◇ These staterooms have portholes instead of windows
- ♿ Suite SA7034 is wheelchair accessible with bathtub & shower. Suites B7088, B7087, B6228 & B6225 and staterooms DA6104, EE3396, EE3391, HH3431, HH3430, EE3429, E2702, L2700, J2555, J2554, G2500, FF1964, FF1955, G1807, G1806, G1805 & G1804 are wheelchair accessible, shower only.

OCEAN-VIEW STATEROOMS

D **E** **EE**

Large: 2 lower beds convertible to 1 queen-size bed, bathtub & shower.
Approximately 140–319 sq. ft.

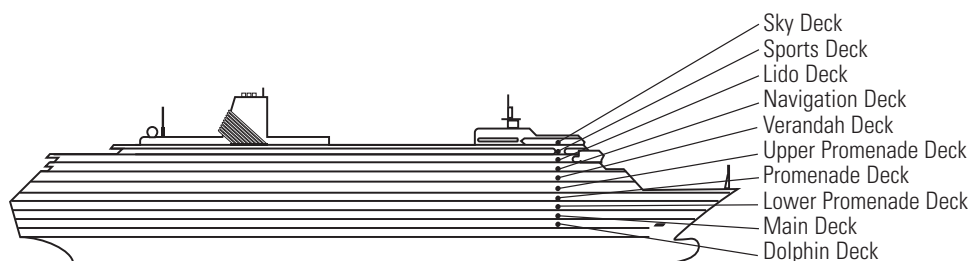
H **HH**

Large: 2 lower beds convertible to 1 queen-size bed, bathtub & shower. All H-category staterooms have partial sea views. All HH-category staterooms have fully obstructed views.
Approximately 140–319 sq. ft.

INTERIOR STATEROOMS

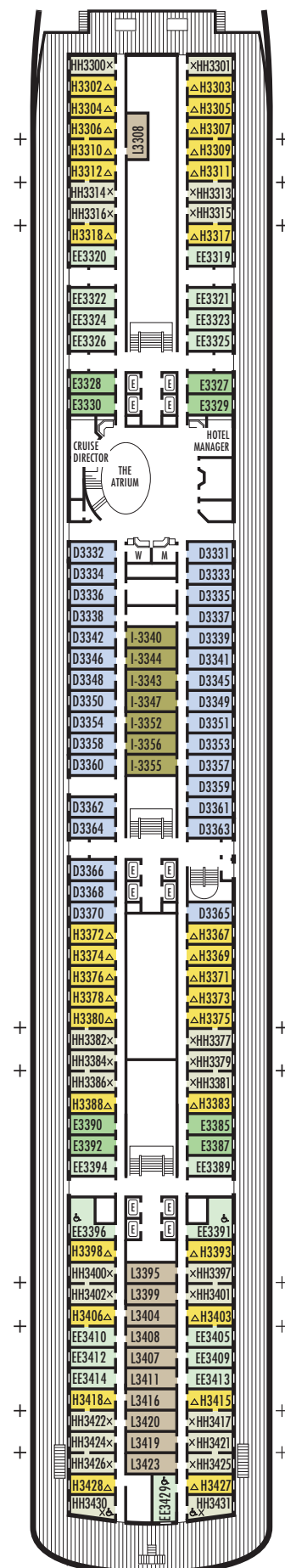
I **L**

Large: 2 lower beds convertible to 1 queen-size bed, shower.
Approximately 182–293 sq. ft.



DECK 3—LOWER PROMENADE DECK

Staterooms 3300–3431



MS ZAANDAM

DECK PLANS & STATEROOMS

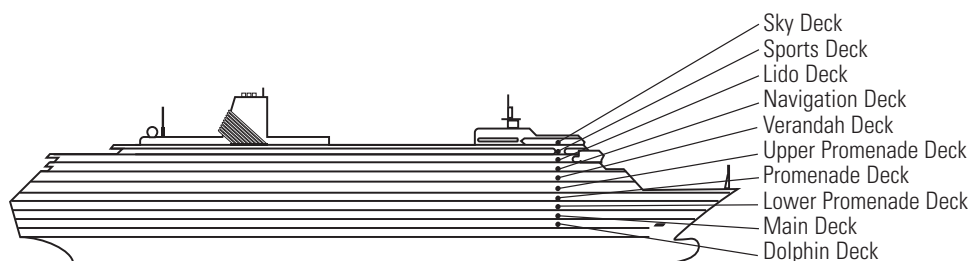
The deck plans are color-coded by category of stateroom, and the category letter precedes the stateroom number in each room. All staterooms are equipped with DVD player, flat-panel television, telephone and multichannel music.

Important Note: Not all staterooms within each category have the same furniture configuration and/or facilities. Appropriate symbols within the rooms on the deck plans describe differences from the stateroom descriptions below.

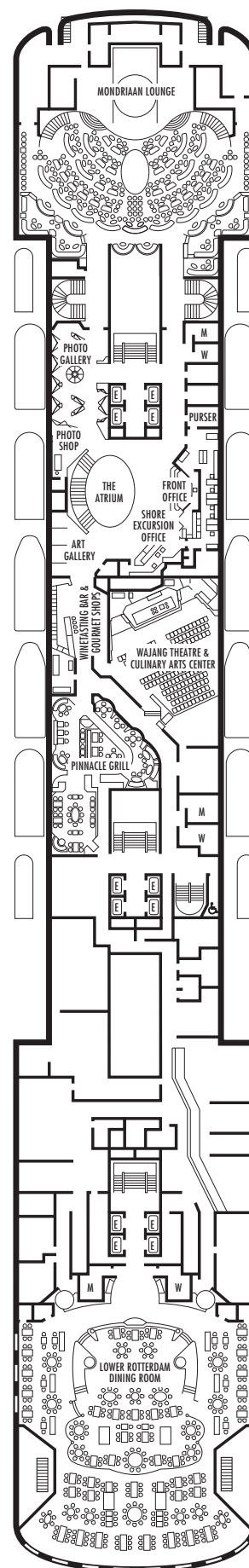
All information is subject to change.

STATEROOM SYMBOL LEGEND

- * Shower only
- Bathtub & shower
- ▲ 2 lower beds or converts to 1 queen-size
- Triple (2 lower beds, 1 sofa bed)
- Quad (2 lower beds, 1 sofa bed, 1 upper)
- △ Partial sea view
- ☆ 2 lower beds not convertible to a queen-size
- × Fully obstructed view
- + Connecting rooms
- ◇ These staterooms have portholes instead of windows
- ♿ Suite SA7034 is wheelchair accessible with bathtub & shower. Suites B7088, B7087, B6228 & B6225 and staterooms DA6104, EE3396, EE3391, HH3431, HH3430, EE3429, E2702, L2700, J2555, J2554, G2500, FF1964, FF1955, G1807, G1806, G1805 & G1804 are wheelchair accessible, shower only.



DECK 4—PROMENADE DECK



MS ZAANDAM

DECK PLANS & STATEROOMS

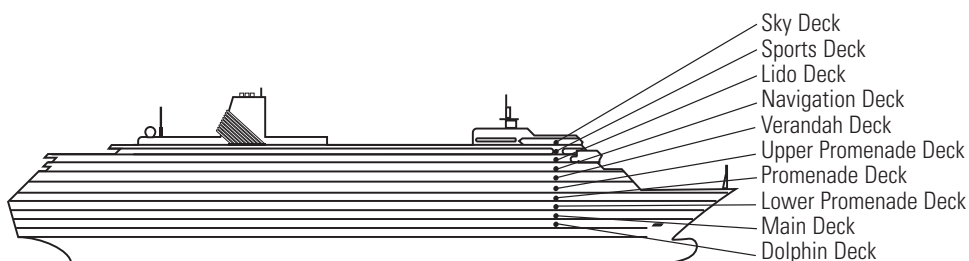
The deck plans are color-coded by category of stateroom, and the category letter precedes the stateroom number in each room. All staterooms are equipped with DVD player, flat-panel television, telephone and multichannel music.

Important Note: Not all staterooms within each category have the same furniture configuration and/or facilities. Appropriate symbols within the rooms on the deck plans describe differences from the stateroom descriptions below.

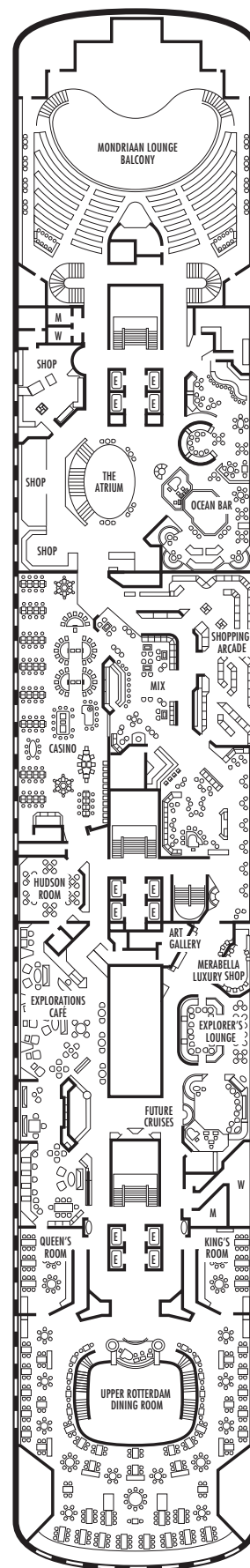
All information is subject to change.

STATEROOM SYMBOL LEGEND

- * Shower only
- Bathtub & shower
- ▲ 2 lower beds or converts to 1 queen-size
- Triple (2 lower beds, 1 sofa bed)
- Quad (2 lower beds, 1 sofa bed, 1 upper)
- △ Partial sea view
- ☆ 2 lower beds not convertible to a queen-size
- × Fully obstructed view
- + Connecting rooms
- ◇ These staterooms have portholes instead of windows
- ♿ Suite SA7034 is wheelchair accessible with bathtub & shower. Suites B7088, B7087, B6228 & B6225 and staterooms DA6104, EE3396, EE3391, HH3431, HH3430, EE3429, E2702, L2700, J2555, J2554, G2500, FF1964, FF1955, G1807, G1806, G1805 & G1804 are wheelchair accessible, shower only.



DECK 5—UPPER PROMENADE DECK



MS ZAANDAM

DECK PLANS & STATEROOMS

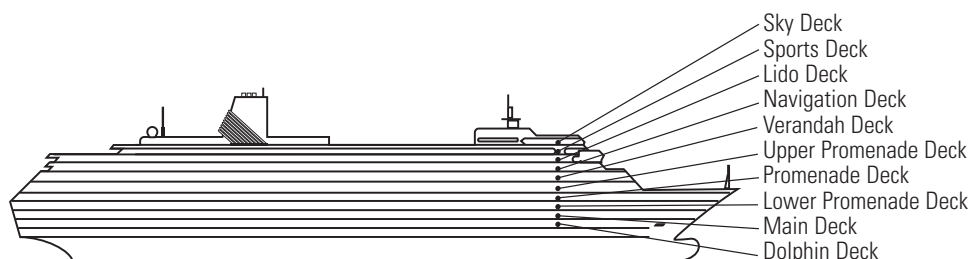
The deck plans are color-coded by category of stateroom, and the category letter precedes the stateroom number in each room. All staterooms are equipped with DVD player, flat-panel television, telephone and multichannel music.

Important Note: Not all staterooms within each category have the same furniture configuration and/or facilities. Appropriate symbols within the rooms on the deck plans describe differences from the stateroom descriptions below.

All information is subject to change.

STATEROOM SYMBOL LEGEND

- * Shower only
- Bathtub & shower
- ▲ 2 lower beds or converts to 1 queen-size
- Triple (2 lower beds, 1 sofa bed)
- Quad (2 lower beds, 1 sofa bed, 1 upper)
- △ Partial sea view
- ☆ 2 lower beds not convertible to a queen-size
- × Fully obstructed view
- + Connecting rooms
- ◇ These staterooms have portholes instead of windows
- ♿ Suite SA7034 is wheelchair accessible with bathtub & shower. Suites B7088, B7087, B6228 & B6225 and staterooms DA6104, EE3396, EE3391, HH3431, HH3430, EE3429, E2702, L2700, J2555, J2554, G2500, FF1964, FF1955, G1807, G1806, G1805 & G1804 are wheelchair accessible, shower only.



VERANDAH SUITES

A **AA** **B**

Vista Suites: 2 lower beds convertible to 1 queen-size bed, whirlpool bath & shower, sitting area, private verandah, mini-bar, refrigerator, floor-to-ceiling windows.
Approximately 297–379 sq. ft. including verandah.

OCEAN-VIEW STATEROOMS

DA

Large: 2 lower beds convertible to 1 queen-size bed, bathtub & shower.
Approximately 140–319 sq. ft.

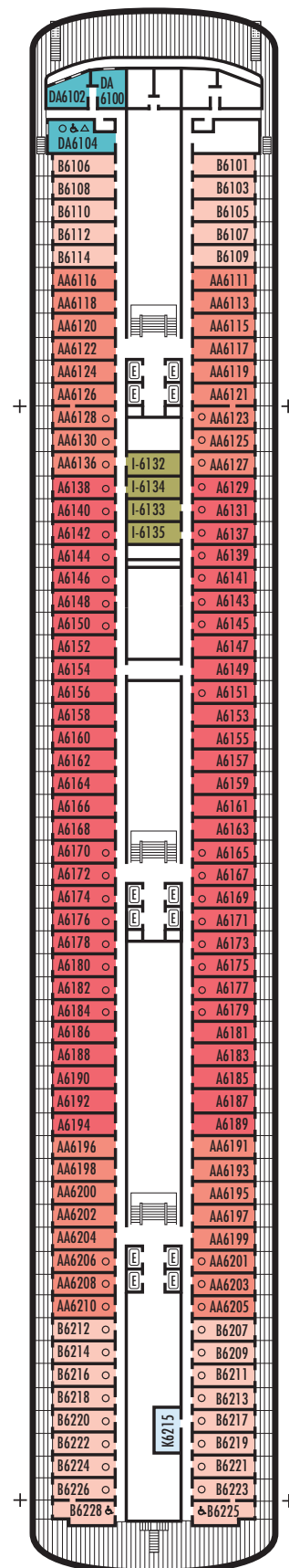
INTERIOR STATEROOMS

I **K**

Large: 2 lower beds convertible to 1 queen-size bed, shower.
Approximately 182–293 sq. ft.

DECK 6—VERANDAH DECK

Staterooms 6100–6228



MS ZAANDAM

DECK PLANS & STATEROOMS

The deck plans are color-coded by category of stateroom, and the category letter precedes the stateroom number in each room. All staterooms are equipped with DVD player, flat-panel television, telephone and multichannel music.

Important Note: Not all staterooms within each category have the same furniture configuration and/or facilities. Appropriate symbols within the rooms on the deck plans describe differences from the stateroom descriptions below.

All information is subject to change.

STATEROOM SYMBOL LEGEND

- * Shower only
- Bathtub & shower
- ▲ 2 lower beds or converts to 1 queen-size
- Triple (2 lower beds, 1 sofa bed)
- Quad (2 lower beds, 1 sofa bed, 1 upper)
- △ Partial sea view
- ☆ 2 lower beds not convertible to a queen-size
- × Fully obstructed view
- + Connecting rooms
- ◇ These staterooms have portholes instead of windows
- ♿ Suite SA7034 is wheelchair accessible with bathtub & shower. Suites B7088, B7087, B6228 & B6225 and staterooms DA6104, EE3396, EE3391, HH3431, HH3430, EE3429, E2702, L2700, J2555, J2554, G2500, FF1964, FF1955, G1807, G1806, G1805 & G1804 are wheelchair accessible, shower only.

VERANDAH SUITES

PS

Pinnacle Suite: Bedroom with 1 king-size bed, oversized whirlpool bath & shower, living room, dining room, dressing room, private verandah, pantry, 1 sofa bed for 2 persons, mini-bar, refrigerator, guest toilet, floor-to-ceiling windows. Approximately 1,296 sq. ft. including verandah.

SA SB

Neptune Suites: 2 lower beds convertible to 1 king-size bed, whirlpool bath & shower, large sitting area, dressing room, private verandah, 1 sofa bed for 2 persons, mini-bar, refrigerator, floor-to-ceiling windows. Approximately 558–566 sq. ft. including verandah.

A AA B BB BC

Vista Suites: 2 lower beds convertible to 1 queen-size bed, 1 sofa bed, whirlpool bath & shower, sitting area, private verandah, mini-bar, refrigerator, floor-to-ceiling windows. Approximately 297–379 sq. ft. including verandah.

OCEAN-VIEW STATEROOMS

H

Large: 2 lower beds convertible to 1 queen-size bed, bathtub & shower. All H-category staterooms have partial sea views. Approximately 140–319 sq. ft.

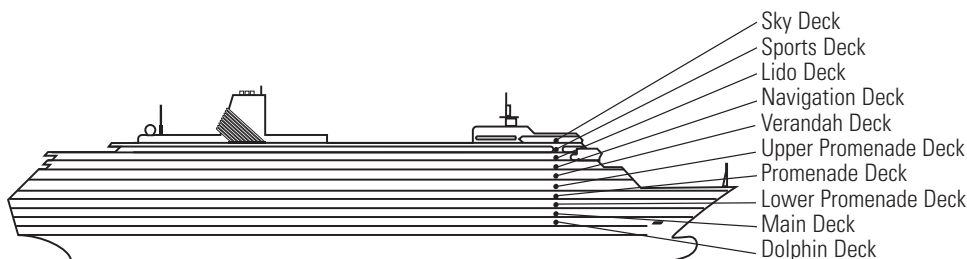
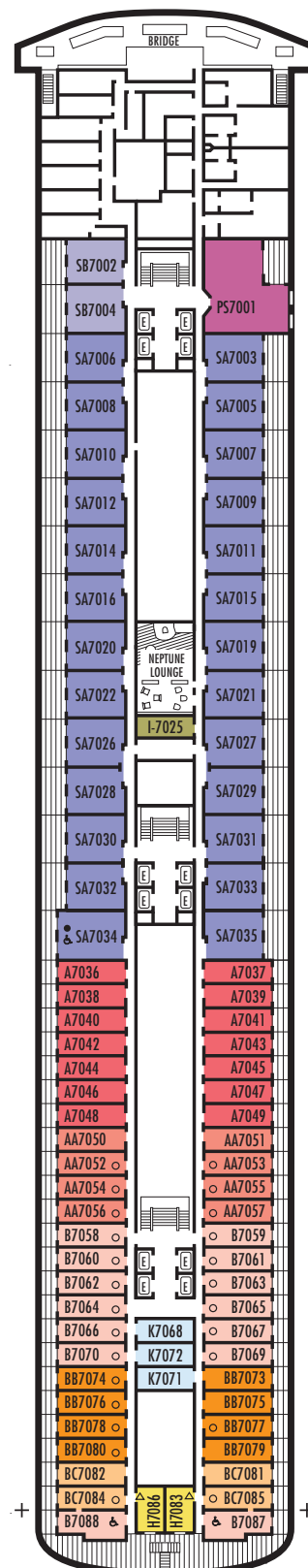
INTERIOR STATEROOMS

I K

Large: 2 lower beds convertible to 1 queen-size bed, shower. Approximately 182–293 sq. ft.

DECK 7—NAVIGATION DECK

Staterooms 7001–7088



MS ZAANDAM

DECK PLANS & STATEROOMS

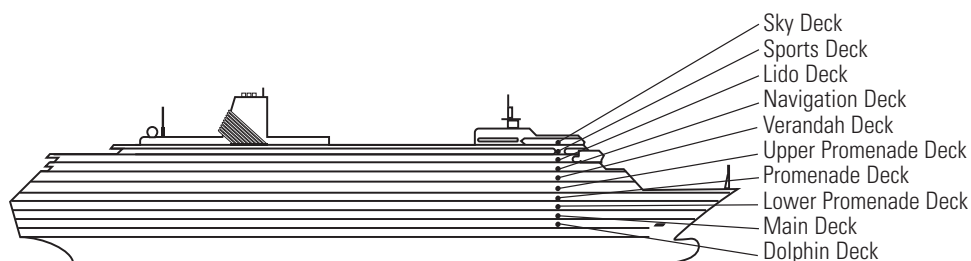
The deck plans are color-coded by category of stateroom, and the category letter precedes the stateroom number in each room. All staterooms are equipped with DVD player, flat-panel television, telephone and multichannel music.

Important Note: Not all staterooms within each category have the same furniture configuration and/or facilities. Appropriate symbols within the rooms on the deck plans describe differences from the stateroom descriptions below.

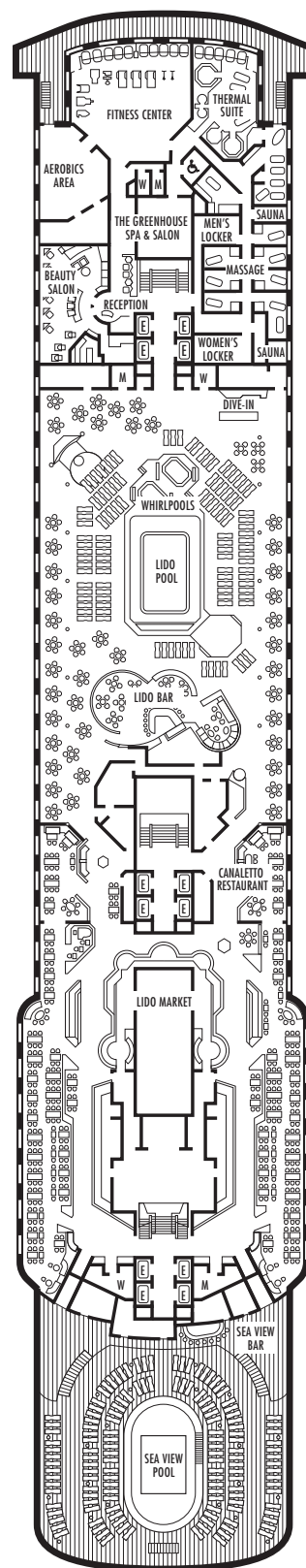
All information is subject to change.

STATEROOM SYMBOL LEGEND

- * Shower only
- Bathtub & shower
- ▲ 2 lower beds or converts to 1 queen-size
- Triple (2 lower beds, 1 sofa bed)
- Quad (2 lower beds, 1 sofa bed, 1 upper)
- △ Partial sea view
- ☆ 2 lower beds not convertible to a queen-size
- × Fully obstructed view
- + Connecting rooms
- ◇ These staterooms have portholes instead of windows
- ♿ Suite SA7034 is wheelchair accessible with bathtub & shower. Suites B7088, B7087, B6228 & B6225 and staterooms DA6104, EE3396, EE3391, HH3431, HH3430, EE3429, E2702, L2700, J2555, J2554, G2500, FF1964, FF1955, G1807, G1806, G1805 & G1804 are wheelchair accessible, shower only.



DECK 8—LIDO DECK



MS ZAANDAM

DECK PLANS & STATEROOMS

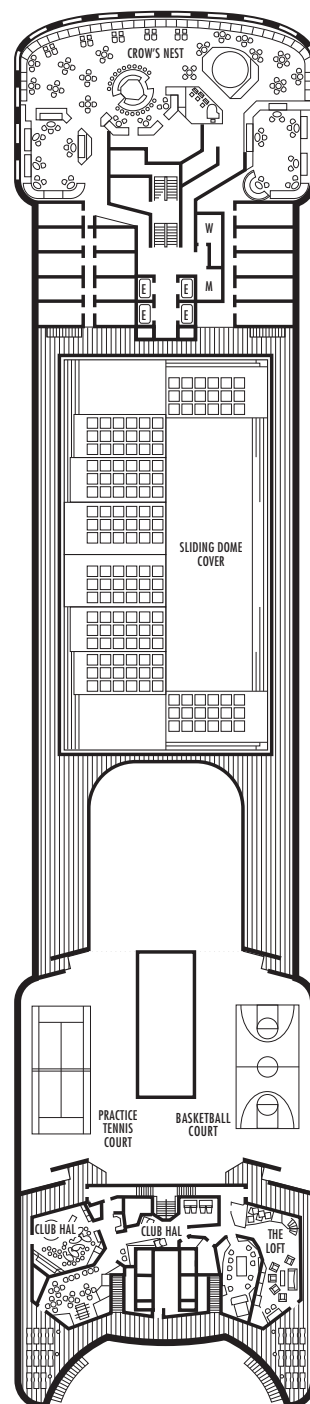
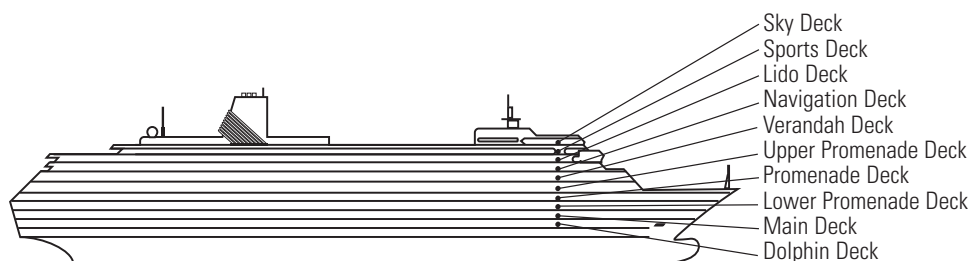
The deck plans are color-coded by category of stateroom, and the category letter precedes the stateroom number in each room. All staterooms are equipped with DVD player, flat-panel television, telephone and multichannel music.

Important Note: Not all staterooms within each category have the same furniture configuration and/or facilities. Appropriate symbols within the rooms on the deck plans describe differences from the stateroom descriptions below.

All information is subject to change.

STATEROOM SYMBOL LEGEND

- * Shower only
- Bathtub & shower
- ▲ 2 lower beds or converts to 1 queen-size
- Triple (2 lower beds, 1 sofa bed)
- Quad (2 lower beds, 1 sofa bed, 1 upper)
- △ Partial sea view
- ☆ 2 lower beds not convertible to a queen-size
- × Fully obstructed view
- + Connecting rooms
- ◇ These staterooms have portholes instead of windows
- ♿ Suite SA7034 is wheelchair accessible with bathtub & shower. Suites B7088, B7087, B6228 & B6225 and staterooms DA6104, EE3396, EE3391, HH3431, HH3430, EE3429, E2702, L2700, J2555, J2554, G2500, FF1964, FF1955, G1807, G1806, G1805 & G1804 are wheelchair accessible, shower only.



MS ZAANDAM

DECK PLANS & STATEROOMS

The deck plans are color-coded by category of stateroom, and the category letter precedes the stateroom number in each room. All staterooms are equipped with DVD player, flat-panel television, telephone and multichannel music.

Important Note: Not all staterooms within each category have the same furniture configuration and/or facilities. Appropriate symbols within the rooms on the deck plans describe differences from the stateroom descriptions below.

All information is subject to change.

STATEROOM SYMBOL LEGEND

- * Shower only
- Bathtub & shower
- ▲ 2 lower beds or converts to 1 queen-size
- Triple (2 lower beds, 1 sofa bed)
- Quad (2 lower beds, 1 sofa bed, 1 upper)
- △ Partial sea view
- ☆ 2 lower beds not convertible to a queen-size
- X Fully obstructed view
- + Connecting rooms
- ◇ These staterooms have portholes instead of windows
- ♿ Suite SA7034 is wheelchair accessible with bathtub & shower. Suites B7088, B7087, B6228 & B6225 and staterooms DA6104, EE3396, EE3391, HH3431, HH3430, EE3429, E2702, L2700, J2555, J2554, G2500, FF1964, FF1955, G1807, G1806, G1805 & G1804 are wheelchair accessible, shower only.

DECK 10—SKY DECK

